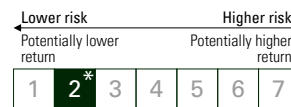




M.-A. Allier

**FACT SHEET**  
 10/2021

Recommended  
 minimum investment  
 horizon:



**Investment Universe and Objective**

Fund invested in bonds and other debt securities denominated in Euro. It seeks to outperform its reference indicator, the ICE BofA ML 1-3 Y Euro All Government Index (EUR), over a 2-year investment horizon and with lower volatility.

**Fund Management analysis can be found on P.5**

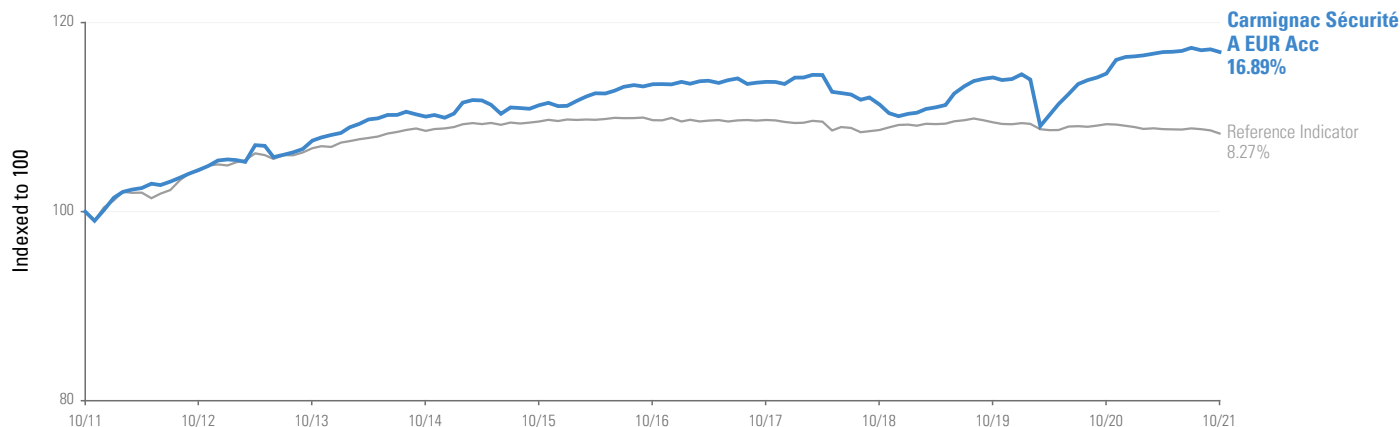
	Modified Duration: <b>0.94</b>	Yield to Maturity: <b>0.87%</b>
	Average Rating: <b>BBB+</b>	

**PROFILE**

- **Fund Inception Date:** 26/01/1989
- **Fund Manager:** Marie-Anne Allier since 29/04/2019
- **Fund AUM:** 7994M€ / 9251M\$<sup>(1)</sup>
- **Domicile:** France
- **Reference Indicator:** ICE BofA 1-3 Y Euro All Government Index (EUR)
- **Base Currency:** EUR
- **NAV:** 1803.57€
- **Dividend Policy:** Accumulation
- **Fund Type:** UCITS
- **Legal Form:** FCP
- **Subscription/Redemption:** Daily
- **Order Placement Cut-Off Time:** Before 18:00 (CET/CEST)
- **IA Sector:** Specialist Bond
- **SFDR Fund Classification:** Article 8
- **Morningstar Category™:** EUR Diversified Bond - Short Term



**Fund Performance vs. Comparator Benchmark over 10 Years**



**KEY POINTS**



**Low duration Euro Fixed Income Fund** with limited exposure to credit risk with a minimum average rating of investment grade.



**Flexible and active approach:** active management of modified duration (**from -3 to +4**) is implemented to exploit opportunities across markets.



**Conviction-driven, non-benchmarked philosophy:** portfolio construction is a result of Fund manager views and market analysis with no bias to any benchmark.



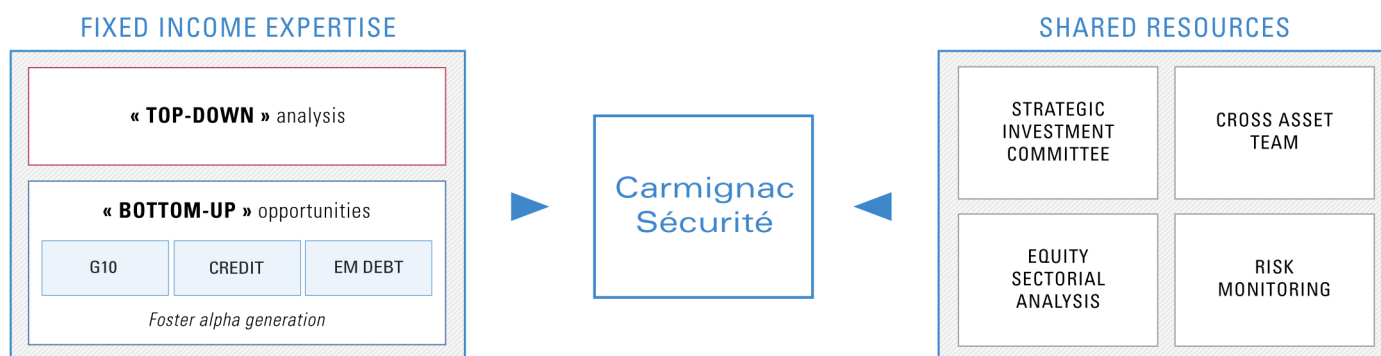
**Reinforced expertise:** Our tight-knit fixed income team has been boosted with the arrival of credit and curve analysts, strengthening our bottom up expertise.

Performance (%)	Cumulative Performance						Annualised Performance		
	Since 31/12/2020	1 Month	1 Year	3 Years	5 Years	10 Years	3 Years	5 Years	10 Years
<b>Carmignac Sécurité A EUR Acc</b>	<b>0.45</b>	<b>-0.24</b>	<b>1.99</b>	<b>5.00</b>	<b>3.01</b>	<b>16.89</b>	<b>1.64</b>	<b>0.59</b>	<b>1.57</b>
Reference Indicator	-0.74	-0.30	-0.90	-0.34	-1.28	8.27	-0.11	-0.26	0.80
Category Average	-0.25	-0.29	0.23	0.70	-0.31	8.24	0.23	-0.06	0.79
Ranking (Quartile)	1	2	1	1	1	1	1	1	1

Source: Morningstar for the category average and quartiles Past performance is not necessarily indicative of future performance. Performances are net of fees (excluding possible entrance fees charged by the distributor).

\* For the share class Carmignac Sécurité A EUR Acc. Risk Scale from the KIID (Key Investor Information Document). Risk 1 does not mean a risk-free investment. This indicator may change over time. (1) Exchange Rate EUR/USD as of 29/10/21. The reference to a ranking or prize, is no guarantee of the future results of the UCIS or the manager.

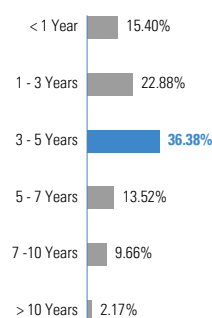
# Combine all expertise



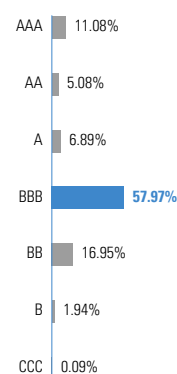
## Asset Allocation

	10/21	09/21	12/20
<b>Bonds</b>	<b>85.93%</b>	<b>88.88%</b>	<b>92.96%</b>
<b>Developed Countries Government Bonds</b>	<b>17.85%</b>	<b>20.98%</b>	<b>29.26%</b>
North America	1.26%	1.28%	0.14%
Europe	16.59%	19.34%	29.12%
Eastern Europe	—	0.36%	—
<b>Emerging Markets Government Bonds</b>	<b>7.17%</b>	<b>6.93%</b>	<b>2.63%</b>
Latin America	0.16%	0.17%	—
Europe	3.74%	3.81%	—
Eastern Europe	2.92%	2.60%	2.63%
Middle East	0.35%	0.35%	—
<b>Developed Countries Corporate Bonds</b>	<b>44.23%</b>	<b>44.19%</b>	<b>47.35%</b>
Consumer Staples	1.49%	1.42%	1.06%
Consumer Discretionary	6.03%	6.83%	9.80%
Energy	4.12%	3.86%	3.46%
Financials	16.28%	16.71%	16.04%
Real Estate	3.57%	3.63%	2.94%
Industrials	4.39%	3.97%	4.88%
Materials	1.33%	1.00%	1.10%
Healthcare	3.08%	2.70%	4.30%
Utilities	1.41%	1.08%	—
Communication Services	1.23%	1.71%	2.13%
Information Technology	1.30%	1.29%	1.65%
<b>Emerging Markets Corporate Bonds</b>	<b>8.70%</b>	<b>8.68%</b>	<b>5.99%</b>
Consumer Discretionary	0.14%	0.70%	0.46%
Energy	2.48%	2.50%	2.32%
Financials	0.52%	0.53%	0.18%
Real Estate	1.08%	1.09%	1.02%
Industrials	0.36%	0.28%	—
Materials	0.60%	0.61%	0.77%
Healthcare	1.21%	1.21%	0.99%
Utilities	0.55%	—	—
Communication Services	1.74%	1.77%	0.25%
<b>Supranational Bonds</b>	<b>0.76%</b>	<b>0.56%</b>	<b>—</b>
<b>ABS</b>	<b>7.22%</b>	<b>7.54%</b>	<b>7.73%</b>
<b>Money Market</b>	<b>3.26%</b>	<b>3.55%</b>	<b>5.59%</b>
<b>Cash, Cash Equivalents and Derivatives Operations</b>	<b>9.87%</b>	<b>7.57%</b>	<b>1.45%</b>

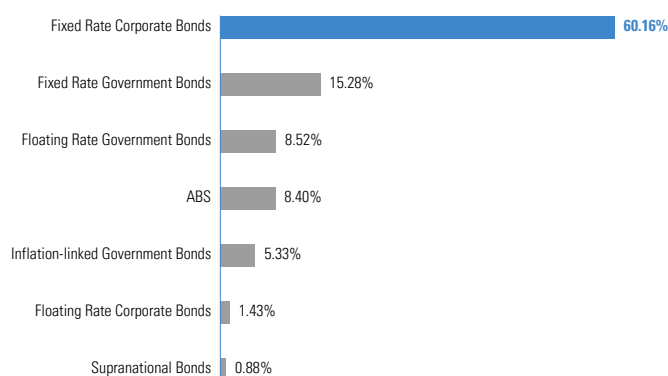
## Maturity Breakdown



## Rating Breakdown



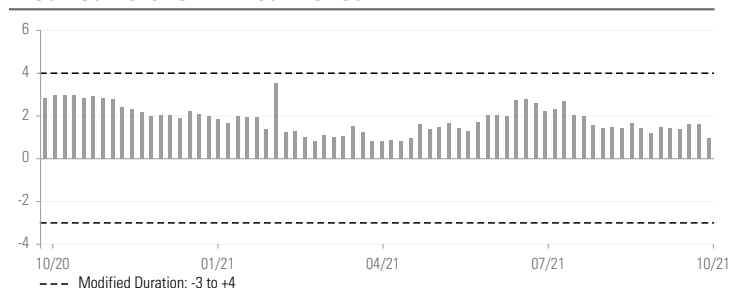
## Fixed Income Breakdown



## Top Ten - Bonds

Name	Country	Rating	%
GERMANY I/L 0.50% 15/04/2030	Germany	AAA	4.58%
ITALY TV 15/01/2025	Italy	BBB	2.54%
ITALY TV 15/04/2026	Italy	BBB	2.40%
GREECE ZC 12/02/2026	Greece	BB	1.25%
ITALY 1.45% 15/05/2025	Italy	BBB	1.18%
GREECE 3.38% 15/02/2025	Greece	BB	1.01%
ITALY 0.50% 01/02/2026	Italy	BBB	1.01%
ITALY TV 15/04/2025	Italy	BBB	0.96%
ITALY TV 15/12/2023	Italy	BBB	0.95%
ITALY 0.95% 15/09/2027	Italy	BBB	0.92%
			<b>16.78%</b>

## Modified Duration - 1 Year Period



## Statistics (%)

	1 Year	3 Years
Fund Volatility	0.93	2.33
Comparator Benchmark Volatility	0.37	0.72
Sharpe Ratio	2.66	0.76
Beta	1.11	2.03
Alpha	0.06	0.01

## Monthly Gross Performance Contribution

Bond Portfolio	-0.45%
Bond Derivatives	0.29%
Currency Derivatives	-0.02%
Mutual Fund	-0.00%
	<b>-0.17%</b>

Share Class	Date of 1st NAV	Bloomberg	ISIN	SEDOL	CUSIP	WKN	Fixed Management Fee	Ongoing Charge <sup>(1)</sup>	Minimum Initial Subscription <sup>(2)</sup>	Single Year Performance (%)					Cumulative Performance (%)		
										29.10.20	29.10.19	29.10.18	27.10.17	28.10.16	3 Years	5 Years	10 Years
										-	-	-	-	-			
A EUR Acc	25/01/1989	CARSECC FP	FR0010149120	B1G3NN3	F1387S129	A0DP51	0.8%	0.95%	—	1.93	0.50	2.51	-1.99	0.09	5.00	3.01	16.89
A EUR Ydis	19/06/2012	CARSDEI FP	FR0011269083	B8J95R5	F1R51H137	A1J0KH	0.8%	0.95%	—	1.93	0.49	2.51	-1.99	0.09	5.00	3.01	—
A USD Acc Hdg	19/06/2012	CARSAUA FP	FR0011269109	B73GJP1	F1R51H145	A1J0KG	0.8%	0.95%	USD 50000000	2.67	1.97	5.55	0.33	1.79	10.48	12.87	—

Variable Management Charge: 0% . (1) Ongoing charges are based on the expenses for the last financial year ended. They may vary from year to year and do not include performance fees or transaction costs. (2) Please refer to the prospectus for the minimum subsequent subscription amounts. The prospectus is available on the website: [www.carmignac.com](http://www.carmignac.com).

## PORTFOLIO ESG SUMMARY

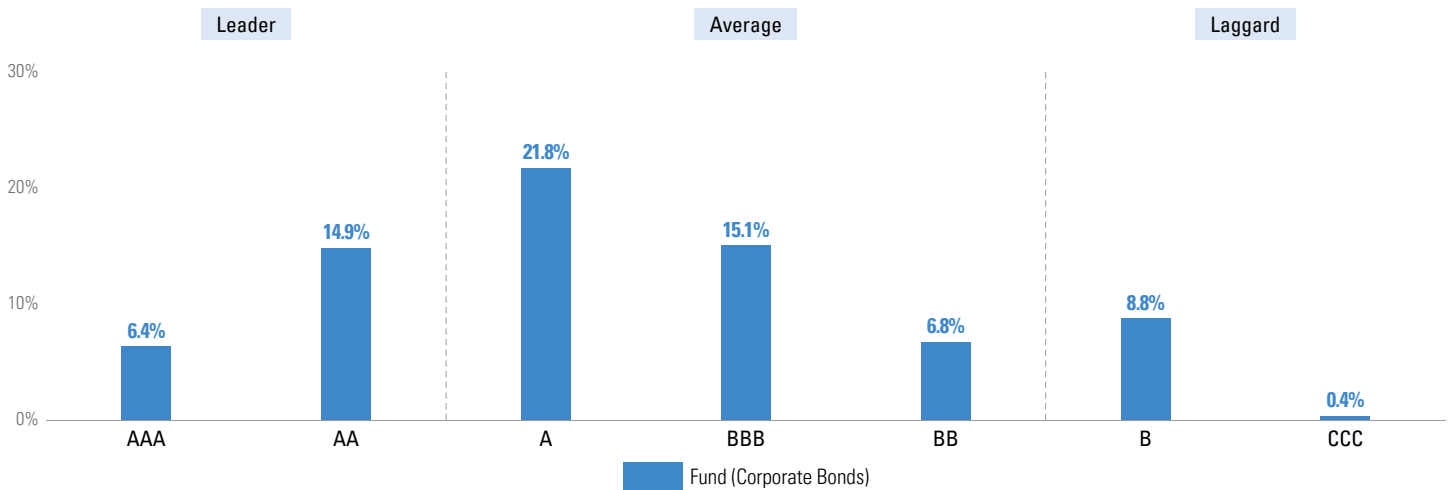
ESG Score - Portfolio ESG Coverage: 75.0%

**Carmignac Sécurité A EUR Acc**

A

Source MSCI ESG

## MSCI ESG Score Portfolio



Source: MSCI ESG Score. ESG Leaders represent companies rated AAA and AA by MSCI. ESG Average represent companies rated A, BBB, and BB by MSCI. ESG Laggards represent companies rated B and CCC by MSCI.

## Top 5 ESG Rated Portfolio Holdings

Company	Weight	ESG Rating
OMV AG 2.50% 01/06/2026	0.34%	AAA
ENEL SPA 1.38% 08/06/2027	0.25%	AAA
COVIVIO 1.62% 17/10/2024	0.22%	AAA
NESTE OYJ 1.50% 07/03/2024	0.21%	AAA
NESTE OYJ 0.75% 25/12/2027	0.21%	AAA

## FUND MANAGEMENT ANALYSIS

---

### Market environment



Yield curves flattened considerably over the month as growth was revised to more moderate levels and inflation expectations continued to rise. Many central banks, including the Bank of England and Bank of Canada, made statements and took a more orthodox approach, causing interest rates to rise sharply. New Zealand and Canadian 2-year yields climbed by 70 and 60 basis points respectively – movements that we had not seen in decades. In Europe, the ECB failed to calm matters, which explains the extent of the rate jumps seen at the end of the month. The situation caused emerging debt markets to fall, but left credit spreads at a rather indifferent level.

### Performance commentary



The Fund posted a negative performance but beat its reference indicator. The Fund's defensive positioning, mainly involving low modified duration, cushioned the rise in yields. Short positions on German and French bonds, opened for hedging purposes, benefitted from these volatile conditions. Our long positioning on Greek debt had a slightly negative impact. Our investment grade corporate bond holdings, which are more sensitive to interest rates, were naturally affected, especially in the financial and healthcare sectors.

### Outlook and Investment strategy



The Fund's modified duration is currently low at close to 100 basis points, mainly resulting from its credit component. Our positioning is centred around a selection of short maturity, well-rated corporate bonds from the energy and European financial sectors, having an attractive risk/reward profile. During the month we took profits on our bonds in the United Kingdom, where we are now slightly long, and Belgium. We adopted tactically short positioning on Italian debt to protect the portfolio from any pressure on yields. We are remaining long on Eurozone inflation expectations, and short on France.

## GLOSSARY

**Alpha:** Alpha measures the performance of a portfolio compared to its reference indicator. Negative alpha means the fund performed less well than its reference indicator (e.g. if the indicator increased by 10% in one year and the fund increased by only 6%, its alpha is -4). Positive alpha means the fund performed better than its reference indicator (e.g. if the indicator increased by 6% in one year and the fund increased by 10%, its alpha is 4).

**Beta:** Beta measures the relationship between the fluctuations of the net asset values of the fund and the fluctuations of the levels of its reference indicator. Beta of less than 1 indicates that the fund "cushions" the fluctuations of its index (beta = 0.6 means that the fund increases by 6% if the index increases by 10% and decreases by 6% if the index falls by 10%). Beta higher than 1 indicates that the fund "magnifies" the fluctuations of its reference indicator (beta = 1.4 means that the fund increases by 14% when the index increases by 10% but also decreases by 14% when the index decreases by 10%). Beta of less than 0 indicates that the fund reacts inversely to the fluctuations of its reference indicator (beta = -0.6 means that the fund falls by 6% when the index increases by 10% and vice versa).

**Capitalisation:** A company's stock market value at any given moment. It is obtained by multiplying the number of shares of a company by its stock exchange price.

**Duration:** A bond's duration is the period beyond which interest rate variations will no longer affect its return. The duration is like a discounted average lifetime of all flows (interest and capital).

**ESG:** E for Environment, S for Social, G for Governance

**ESG score Calculation:** Only the Equity portion of the fund considered. Overall Fund Rating calculated using MSCI Fund ESG Quality Score methodology: excluding cash and non ESG-rated holdings, performing a weighted average of the normalized weights of the holdings and the Industry-Adjusted Score of the holdings, multiplied by (1+Adjustment%) which consists of the weight of positively trending ESG ratings minus the weight of ESG Laggards minus the weight of negatively trending ESG ratings. For a detailed explanation see "MSCI ESG Fund Ratings Methodology", Section 2.3. Updated April 2020.

<https://www.msci.com/documents/1296102/15388113/MSCI+ESG+Fund+Ratings+Exec+Summary+Methodology.pdf/ec622acc-42a7-158f-6a47-ed7aa4503d4f?t=1562690846881>.

**FCP:** Fonds commun de placement (French common fund).

**High yield:** A loan or bond rated below investment grade because of its higher default risk. The return on these securities is generally higher.

**Investment grade:** A loan or bond that rating agencies have rated AAA to BBB-, generally indicating relatively low default risk.

**Investment/exposure rate:** The investment rate constitutes the volume of assets invested expressed as a percentage of the portfolio. Adding the impact of the derivatives to this investment rate results in the exposure rate, which corresponds to the real percentage of asset exposure to a certain risk. Derivatives can be used to increase the underlying asset's exposure (stimulation) or reduce it (hedging).

**Modified duration:** A bond's modified duration measures the risk attached to a given change in the interest rate. Modified duration of +2 means that for an instantaneous 1% rate increase, the portfolio's value would drop by 2%.

**Net asset value:** Price of all units (in an FCP) or shares (in a SICAV).

**Rating:** The rating measures the creditworthiness of a borrower (bond issuer). Ratings are published by rating agencies and offer the investor reliable information on the risk profile associated with a debt security.

**Sharpe ratio:** The Sharpe ratio measures the excess return over the risk-free rate divided by the standard deviation of this return. It thus shows the marginal return per unit of risk. When it is positive, the higher the Sharpe ratio, the more risk-taking is rewarded. A negative Sharpe ratio does not necessarily mean that the portfolio posted a negative performance, but rather that it performed worse than a risk-free investment.

**SICAV:** Société d'Investissement à Capital Variable (Open-ended investment company with variable capital)

**VaR:** Value at Risk (VaR) represents an investor's maximum potential loss on the value of a financial asset portfolio, based on a holding period (20 days) and confidence interval (99%). This potential loss is expressed as a percentage of the portfolio's total assets. It is calculated on the basis of a sample of historical data (over a two-year period).

**Volatility:** Range of price variation of a security, fund, market or index, which enables the measurement of risk over a given period. It is determined using the standard deviation obtained by calculating the square root of the variance. The variance is obtained by calculating the average deviation from the mean, which is then squared. The greater the volatility, the greater the risk.

**Yield to Maturity:** Yield to maturity corresponds to the concept of actuarial yield. It is, at the time of calculation, the rate of return offered by a bond in the event it is held until maturity by the investor.

## Main risks of the fund

**Interest rate:** Interest rate risk results in a decline in the net asset value in the event of changes in interest rates. **Credit:** Credit risk is the risk that the issuer may default. **Risk of capital loss:** The portfolio does not guarantee or protect the capital invested. Capital loss occurs when a unit is sold at a lower price than that paid at the time of purchase.

**Currency:** Currency risk is linked to exposure to a currency other than the Fund's valuation currency, either through direct investment or the use of forward financial instruments. The Fund presents a risk of loss of capital.

## Important legal information

Source: Carmignac at 29/10/21. Morningstar Rating™: © 2021 Morningstar, Inc. All Rights Reserved. The information contained herein: is proprietary to Morningstar and/or its content providers; may not be copied or distributed; and is not warranted to be accurate, complete or timely. Neither Morningstar nor its content providers are responsible for any damages or losses arising from any use of this information. The reference to a ranking or prize, is no guarantee of the future results of the UCIS or the manager. Copyright: The data published in this presentation are the exclusive property of their owners, as mentioned on each page. From 01/01/2013 the equity index reference indicators are calculated net dividends reinvested. This document may not be reproduced, in whole or in part, without prior authorisation from the management company. This document does not constitute a subscription offer, nor does it constitute investment advice. Access to the Fund may be subject to restrictions with regard to certain persons or countries. The Fund is not registered in North America, in South America, in Asia nor is it registered in Japan. The Funds are registered in Singapore as restricted foreign scheme (for professional clients only). The Fund has not been registered under the US Securities Act of 1933. The Fund may not be offered or sold, directly or indirectly, for the benefit or on behalf of a U.S. person, according to the definition of the US Regulation S and/or FATCA. The Fund presents a risk of loss of capital. The risks and fees are described in the KIID (Key Investor Information Document). The Fund's prospectus, KIIDs and annual reports are available at [www.carmignac.com](http://www.carmignac.com), or upon request to the Management Company. The KIID must be made available to the subscriber prior to subscription. - In Switzerland, the Fund's respective prospectuses, KIIDs and annual reports are available at [www.carmignac.ch](http://www.carmignac.ch), or through our representative in Switzerland, CACEIS (Switzerland) S.A., Route de Signy 35, CH-1260 Nyon. The paying agent is CACEIS Bank, Paris, succursale de Nyon/Suisse, Route de Signy 35, 1260 Nyon. - In the United Kingdom, the Funds' respective prospectuses, KIIDs and annual reports are available at [www.carmignac.co.uk](http://www.carmignac.co.uk), or upon request to the Management Company, or for the French Funds, at the offices of the Facilities Agent at BNP PARIBAS SECURITIES SERVICES, operating through its branch in London: 55 Moorgate, London EC2R. This material was prepared by Carmignac Gestion and/or Carmignac Gestion Luxembourg and is being distributed in the UK by Carmignac Gestion Luxembourg UK Branch (Registered in England and Wales with number FC031103, CSSF agreement of 10/06/2013). Reference to certain securities and financial instruments is for illustrative purposes to highlight stocks that are or have been included in the portfolios of funds in the Carmignac range. This is not intended to promote direct investment in those instruments, nor does it constitute investment advice. The Management Company is not subject to prohibition on trading in these instruments prior to issuing any communication. The portfolios of Carmignac funds may change without previous notice.

CARMIGNAC GESTION, 24, place Vendôme - F-75001 Paris - Tél : (+33) 01 42 86 53 35

Investment management company approved by the AMF

Public limited company with share capital of € 15,000,000 - RCS Paris B 349 501 676

CARMIGNAC GESTION Luxembourg - City Link - 7, rue de la Chapelle - L-1325 Luxembourg - Tél : (+352) 46 70 60 1

Subsidiary of Carmignac Gestion - Investment fund management company approved by the CSSF

Public limited company with share capital of € 23,000,000 - RC Luxembourg B 67 549

